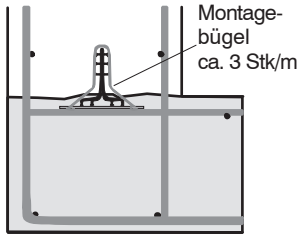
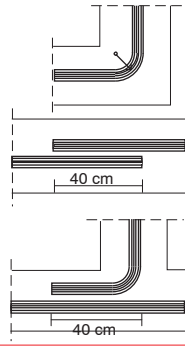


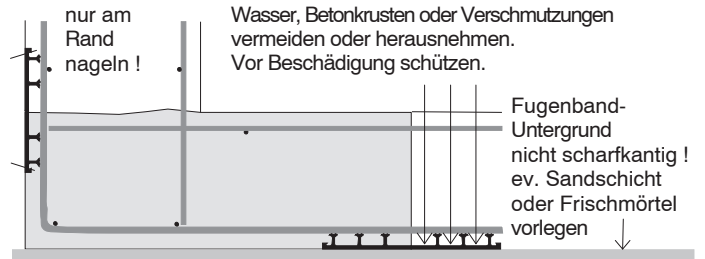
Tricosal Fugenband AFIN10R



Ecken gerundet und Stösse 40 cm seitlich überlappen



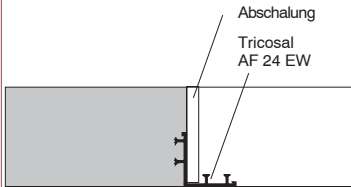
Tricosal Fugenbänder AF19 / AF24 / AF27 / AF32



Tricosal Fugenband AF 24 EW

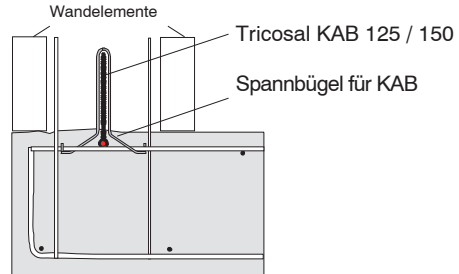
1. Etappe

Anschluss-Etappe

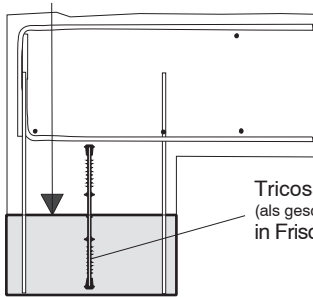


Fugenband- Untergrund nicht scharfkantig!
ev. Sandschicht oder Frischmörtel vorlegen

Tricosal Fugenbänder KAB 125, KAB 150

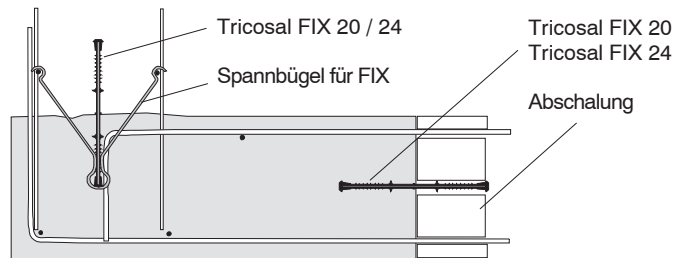


Wandbetonkrone der Vertiefung 12 cm unter U.K. Platte

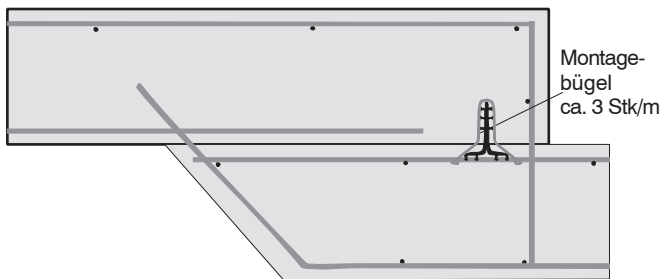


Tricosal FIX 20 / 24
(als geschlossener Ring beziehen)
in Frischbeton einvibrieren

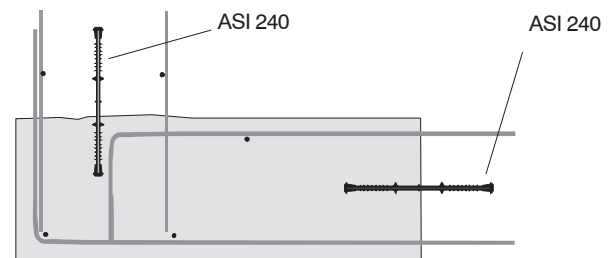
Tricosal Fugenbänder FIX 20, FIX 24



Injizierbares Arbeits-Fugenband AFIN10R



Arbeits-Fugenband ASI



Schwindrohr SR 18 Arbeits-Fugenband ASI

